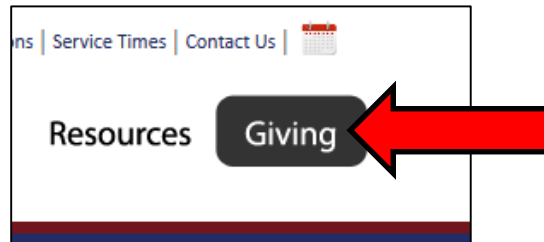


This document is designed to be a quick reference sheet to guide you through Online Giving at Miles Road Baptist Church.


## There are two ways you can give online:

### 1. Use our church's website from your laptop or desktop computer:

- Open your computer's internet browser and go to our website at - [www.milesroadchurch.com](http://www.milesroadchurch.com) > choose the "Giving" button in the top-right corner of the page.



- From there scroll down to option #4 – "Make a donation now, over the internet, with your debit or credit card through our online giving system (easyTithe)." Click the "Give Online" button. You can also go directly to the giving website by browsing to - [easytithe.com/mrbc](http://easytithe.com/mrbc)

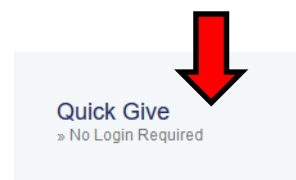
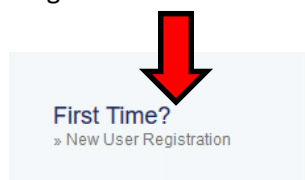


- Now that you are on the giving website, look to the menu on the left-hand side of the page, you have the option of using the "First Time?" New User Registration button or the "Quick Give" No Login Required button.

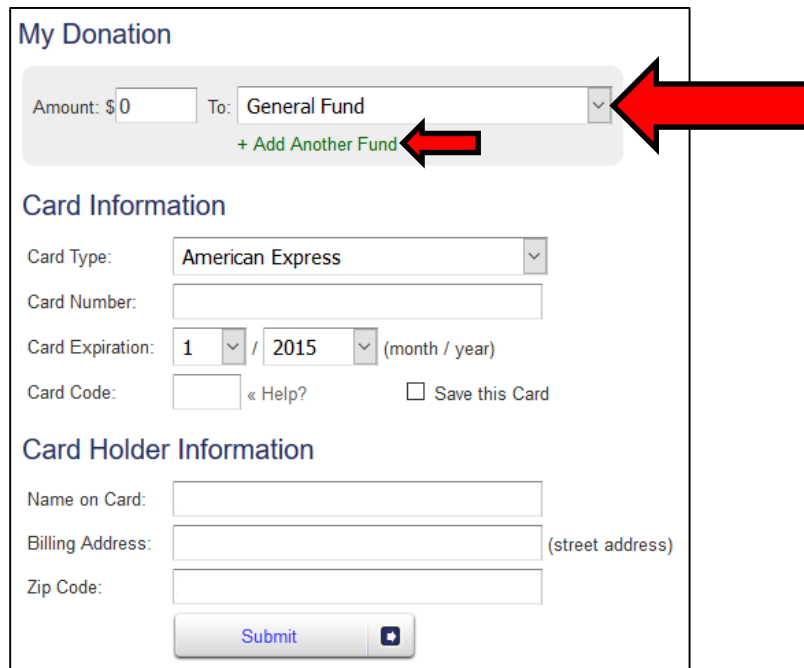
Which method you choose is up to you. If you are going to utilize online giving in the future, it is highly recommended that you choose the "First Time?" option and create an account. If you do not anticipate giving online in the future, you can use the "Quick Give" option.

**Please Note:** Creating an account allows you to track and schedule your donations.

Creating an account will not force you to save your credit card information to the account.



- Once you have reached the payment screen filling it out is easy and intuitive. If you have ever “checked-out” a product from an online retailer, this interface should feel familiar and comfortable to use. One thing to note, is the “Fund” section. Please make sure to choose the appropriate fund you wish to donate to; by default, the “General Fund” is selected. You can also give to multiple funds in one transaction by clicking the “Add Another Fund” option.



**My Donation**  
 Amount: \$0 To: General Fund  
 + Add Another Fund  
**Card Information**  
 Card Type: American Express  
 Card Number:  
 Card Expiration: 1 / 2015 (month / year)  
 Card Code: « Help?  Save this Card  
**Card Holder Information**  
 Name on Card:  
 Billing Address: (street address)  
 Zip Code:  
 Submit

- Click the “Submit” button when you are ready to donate. You will know if your donation was successfully processed via an email receipt. You should receive a receipt to your email within 1 hour of submission.
- If you chose to create an account, next time you will be able to log into it using your email address and password you previously established.

## 2. Use the “easyTithe” app on your Android or Apple mobile device.

- Search for the easyTithe app in the App Store or Play Store and download it to your device.
- Once it’s finished, open the app and search for our church (Miles Road Baptist Church).
- Enter in your information and donate just like you would from the website.

### Have more questions or concerns about online giving at MRBC?

Go here - [milesroadchurch.com/onlinegivingfaq.htm](http://milesroadchurch.com/onlinegivingfaq.htm) to read our Frequently Asked Questions.